

Online networking Based Transportation Research: the State of the Work and the Networking

Dr. P.V.Kumar¹, A Swapna ², V. Chandraprakash³

¹Proffessor, Computer Science and Engineering, Osmania University
Hyderabad, Telangana,India

²Assistent Professor, Information Technology, Sri indu College of Engg&Tech
Hyderabad, Telangana,India

²Assistent Professor, Information Technology, Sri indu College of Engg&Tech
Hyderabad, Telangana,India

Abstract— Recently, there has been a raised interest within the use of social media knowledge as vital traffic info sources. In this paper, we tend to review social media primarily based transportation analysis with social network analysis strategies. We summarize main research topic during this field, and report collaboration pattern sat levels of researchers, establishments, and countries, severally. Finally, some future analysis directions square measure known.

Keywords: *Social media, transportation, traffic information, social transportation, traffic prediction, traffic event detection*

I. INTRODUCTION

Online networking has developed drastically lately, and now is an awesome wellspring of ongoing client produced substance. Online networking applications like Twitter and Sina Weibo for advanced mobile phones and tablets have been broadly utilized which permit individuals to distribute and disseminate data and sentiments effectively. It makes each client as a social sensor to identify this present reality whenever. Amid the previous couple of years, web-based social networking information have been successfully used to recognize catastrophic events, screen pestilences, reaction emergency, investigate opinion, et cetera. Mining online

networking information can help individuals to detect the world.

Exact and convenient activity data is the fundamental and of fundamental significance to the achievement of transportation operations [1], [2]. Numerous individual clients and transportation offices distribute ongoing movement data like automobile overloads and activity episodes through web-based social networking stages. This data permits movement administration focuses to give efficient and safe transportation administrations including activity flag control, travel booking, explorer data, and so on. It additionally can help people to modify

their travel plans (trip begin time, trip modes, trip courses, trip goals) and in transit/goal decisions as needs be.

Online networking has developed drastically recently, and now could be an amazing wellspring of current shopper created substance. On-line networking applications like Twitter and Sina Weibo for advanced mobile phones and tablets are generally used which enable people to distribute and distribute knowledge and sentiments effectively. It makes every shopper as a social detector to spot this gift reality whenever. Amid the previous number of years, web-based social networking info are with success accustomed acknowledge harmful events, screen pestilences, reaction emergency, investigate opinion, et cetera. Mining on-line networking info will facilitate people to observe the planet.

Exact and convenient activity knowledge is that the basic and of basic significance to the action of transportation operations [1], [2]. Various individual purchasers and transportation offices distribute current movement knowledge like automobile overloads and activity episodes through web-based social networking stages. This knowledge permits movement administration focuses to provide economical and safe transportation administrations together with activity flag management, travel booking, adventurer knowledge, and so on. It in addition will facilitate folks to switch their travel plans (trip begin time, trip modes, trip courses, trip goals) and in transit/goal selections as wants be.

Extricating movement connected knowledge from web-based social networking stages has

force in interests of scientists each in lecturers and enterprises. As results of the infamy of on-line networking, the plentifulness of web-based social networking info is accessible. On-line networking as group action sensors have points of interest over customary physical movement sensors, for instance, vary scope, building expense and support value. It will provide movement knowledge that physical sensors cannot, and it in addition will fill in as supplementary knowledge for physical sensors [3], [4]. Mining the substance of on-line networking will higher comprehend activity occasions as way as once, wherever and why it happens.

To pick up within and out comprehension of web-based social networking primarily based transportation look at, we tend to utilize informal organization investigation techniques to look at late advances during this field. No matter is left of the paper is sorted out as takes when. Section II presents the informational index and also the procedure. Section III introduces the coordinated effort styles among scientists, organizations and nations, separately. Section IV dissects watchwords and first analysis themes during this field. Section V finally ends up this paper.

II. DATA AND METHODOLOGY

A. knowledge Sources

We junction rectifier a watchword hunt of varied electronic reference databases, full content databases, and net crawlers, to collect papers distributed on logical diaries, magazines and meeting procedures. Electronic databases used as a district of this examination is as per the following: IEEE Explore computerized library, ACM burrow ital library, Elsevier Science Direct, Springer, net of Science Core Collection: Citation Indexes (counting Science Citation Index dilated, and Conference Proceedings Citation Index-Science), Engineering Village, Wan fang info, and Google Scholar. In any case, utilizing watchwords alone in varied databases will incorporate non-transportation and duplicate papers within the question things. consequently, we tend to right off the bat did a computerized separation procedure to avoid copy list things, and afterward we tend to browse the titles and changed works of the distinguished papers to reject those papers while not significance to our exploration queries. At last, we tend to got sixty seven papers distributed from the time of 2011 to the time of 2015, of that eighteen were diary articles, forty one were gathering papers, and eight were others.

B. Strategy

This paper embraces a casual organization investigation technique to research joint efforts during this documented at 3 levels, i.e., singular specialist level, institutional level, and nation level. This strategy has been generally used as a district of past reviews on logical writing audit and logical cooperation investigation [5] ; [8].

In associate analyst level writer organize, each hub speaks to a creator and there's an

association between 2 creators on the off likelihood that they need coauthored no but one paper. In an institution writer prepare, a hub speaks to a company, and an association associates 2 hubs if creators from the 2 foundations coauthored no but one paper. during a nation level writer prepare, hubs area unit nations, and 2 hubs area unit associated if no but one paper is coauthored by means that of affiliations within the 2 nations.

We tend to utilize the word cloud to represent catchphrases within the gathered papers during this review. The word billow of watchwords portrays event frequencies of catchphrases. Consider points and interests of creators may be effectively discovered from the word cloud.

III. COLLABORATION PATTERN ANALYSIS

Since on-line networking based mostly transportation analysis is another field, and there are a unit simply sixty seven papers within the dataset, the writer systems area unit usually disengaged. We have a tendency to break down the highest intelligent measures normally systems and a few vital sub-systems, separately. Within the dataset, 199 creators from seventy seven foundations in seventeen nations contributed these papers. The most four distributer's area unit IEEE, ACM, Springer, and Transportation analysis Board. The papers were distributed on over forty sources. The most 3 production sources area unit the IEEE International Conference on Intelligent

Transportation Systems (ITSC) [9] ; [15], Transportation analysis Board Annual Meeting, and Lecture Notes in technology, that has over twenty fifth of distributions within the dataset.

Fig. one offers the amount of productions via web-based networking media in transportation in late five years, i.e., from the time of 2011 to the time of 2015. It signally demonstrates that there's a significant get on the amount of papers distributed within the most up-to-date 2 years contrasted which distributed within the initial 3 years. The amount of papers distributed in 2014 and 2015 area unit over twice of that distributed in 2011, 2012, and 2013. These outcomes exhibit that the topic via web-based networking media in transportation can pull in associate degree ever increasing range of analysts' advantage and therefore the amount of web-based social networking based mostly transportation distributions is until now increasing. Fig. 1. The number of publications on social media in transportation over time.

A. Collaborations among Researchers

We engineered a joint author system to interrupt down collaborations among scientists in lightweight of the diary and meeting papers. It's simple however logical operate collator-evaluated among scientists through a joint author organize.

At the analyst level, an oversized portion of the papers area unit coauthored. Fig. a pair of reports the dissemination of the amount of creators per paper. The common range of coauthors in an exceedingly paper.

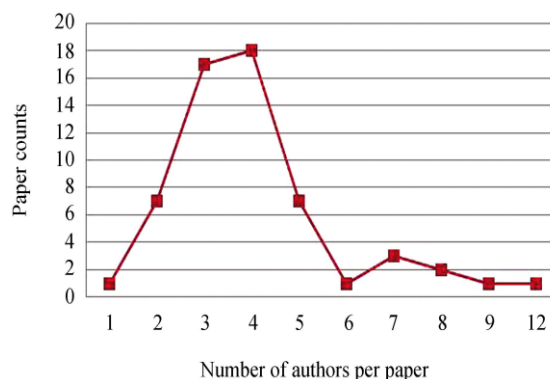


Fig. 1 Distribution of the amount of authors per paper.

The analyst level joint author organize includes of 193 hubs, 470 connections, and forty one associated segments. The system thickness is zero.022. The conventional level of the system is four.28. The bunching constant is zero.894. Fig. three envisions the joint author organizes. As another recorded of on-line networking primarily based transportation examine, the exploration gatherings area unit terribly suburbanized and customarily isolated the largest half (see Fig. four (a)) has fourteen hubs.

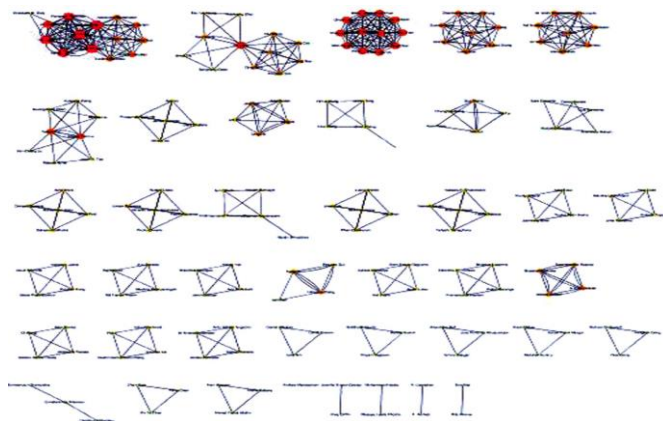


Fig. 2. Man of science level joint author network

The largest element (see Fig. four (a)) has fourteen nodes. During this section, the conventional level of the system is eight. The

hub Freddy Lecue has the largest degree that is twenty seven. The bunching constant is zero.899. The system centralization is zero.449. The creators during this cluster area unit from IBM port research facility, SRM-Retie quality, and IBM urban center research facility.

The second biggest bunch (see Fig. four (b)) speaks to the first coordinated efforts in China. Its twelve hubs. The common degree of the system is five.33. The hub Ke Zeng has the largest degree that is twelve. The grouping constant is zero.915. The system centralization is zero.618. The people during this bunch area unit from Institute of Automation, Chinese Academy of Sciences, Xi'an Jiaotong University and National University of Defense and Technology.

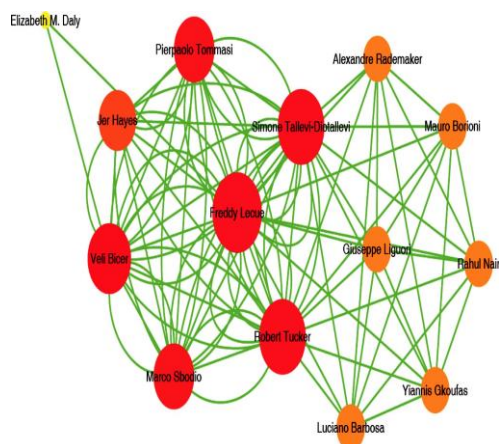


Fig. 3. Two largest components of the researcher lever coauthor network.

B. Joint efforts Among Institutions

The sixty seven papers are delivered from seventy seven organizations. There are fifteen foundations distributing over 2 papers. IBM Irish capital center with five papers positioned the foremost profitable institution. The second most profitable organizations are Institute of Automation, Chinese Academy of Sciences, Institute of Geographic Sciences and Natural Resources analysis, Chinese Academy of Sciences, and Virginia school, all of that have three papers within the dataset. It deserves locution that a number of papers are created by analysis branches of 1 institution, as an example, IBM (counting IBM Irish capital center, IBM Research-India, and IBM city center, and Chinese Academy of Sciences (counting Institute

of Automation and Institute of Geographic Sciences and Natural Resources analysis.

The organization level author arranges has seventy seven hubs with forty eight associated segments. Fig. five imagines the institution level author prepare. There are twenty six segregated hubs. The bunching constant is zero.225. The traditional level of the system is zero.909. 3 organizations have the amount of four, and that they are Xi'an Jiaotong University, National University of Defense and Technology, and Institute of Automation, Chinese Academy of Sciences. Virginia school has the amount of three and originates from the best bunch having four hubs.

C. Joint efforts Among Countries

In the previous 5 years, creators from seventeen nations have distributed web-based social networking based mostly transportation inquire regarding papers. The most 3 nations are USA, China, and Eire (6). The combination variety of papers distributed by creators from the USA, China and Eire has swamped over half the papers within the dataset that is appeared in Fig. 6.

The nation level author system is made, that has seventeen hubs and is appeared in Fig. 7. The bunching constant is zero.176, and therefore the traditional level of the system is zero.941. It's simply 2 associated elements, and there are eight disengaged hubs that may be a high variety. The goliath cluster has half dozen hubs. The USA has the largest variety of community orientated nations with level of five, trailed by China with level of three. Creators from the USA and China have the foremost grounded author ship, and within the in the meantime the 2 nations delivered the larger a part of the papers during this field.

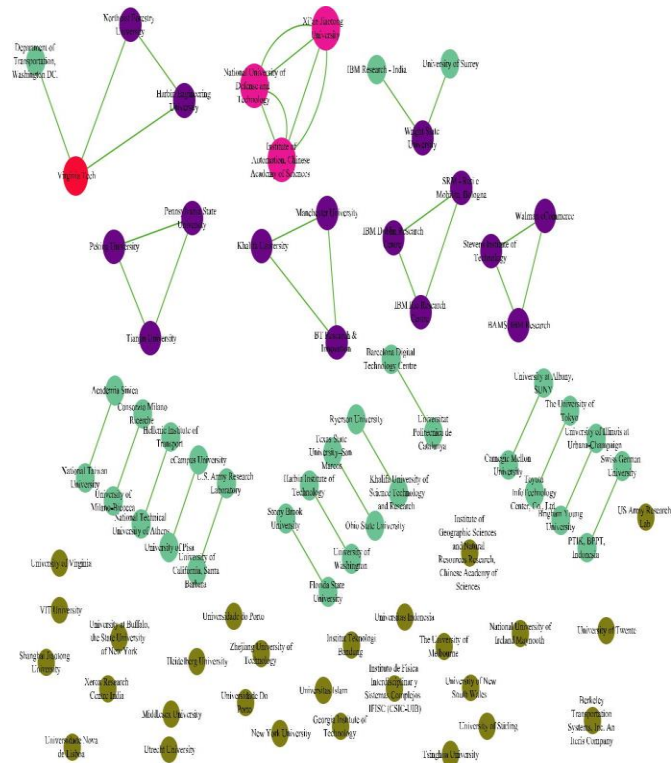
IV. CATCHPHRASE ANALYSIS AND RESEARCH TOPICS

A. CATCHPHRASE ANALYSIS

Catchphrases mirror explore themes and interests of creators. By breaking down catchphrases, we are able to have a general perspective of 1 field. Demonstrates the word billow of watchwords within the gathered papers during this review that portrays the event repeat

Afterward, movement information from totally different sources is likewise used. Freddy Lecu'e et al. displayed a framework named STAR-CITY supporting linguistics examination and thinking for town movement. The STAR-CITY coordinates organized and unstructured data, static and stream data. It will dissect, analyze, investigate and foresee movement things, for instance, spatiotransient examination of activity standing and expectation of street activity conditions, utilizing se-mantic internet advances. They proclaimed lessons learnt from its organization and experimentation in port (Ireland), Bologna (Italy), Miami (USA) and Rio de Janeiro (Brazil). Singh engineered up a framework to indicate activity information separated from wellsprings of Twitter TFL Traffic News Profile, TFL Traffic Syndicated Feeds, and Google movement information.

Activity information extraction and illustration from social media is one among the foremost timely on-line networking based mostly transportation analysis and application. Toward the beginning, simply movement educatesation from open on-line networking records is separated to be visualized. Endarnoto et al. disentangled activity information from the Twitter record of TMC (movement administration focus) Polda underground Jaya ANd pictured the information in a very guide see in an Android-based transportable application.



Productivity over countries. Web-based social networking has clothed to be one among basic channels for open occasion declarations. characteristic movement occasions from social media like Twitter info and Sina Weibo info could be a hot analysis purpose in on-line networking primarily based transportation inquire regarding, that concentrates on activity

episode identification, activity blockage discovery, so forth [4], [9], [10]. We will promptly get movement connected consumer created

Web-based social networking will provide outer information and bits of information on movement expectation. Many scientists have careful that fusing on-line networking information will enhance movement information expectation, and there exists connections between web-based social networking and activity information. He et al. used Twitter info to foresee longer-term activity volume forecast wherever the anticipating skyline is past one hour. They at the start settled the link between's movement volume and tweet numbers. And later on they removed movement pointers seeable of tweet linguistics. At long last, they planned an immediate relapse demonstrate fuse movement info and Twitter info to anticipate activity stream. Check comes regarding show the improved execution of the planned demonstrates over the present auto-relapse primarily based activity stream forecast show. Ni et al. developed a transient movement stream forecast show beneath game diversion occasions .They amalgamate the tweet rate and tweet opinions as on-line networking highlights into the forecast show. Tests demonstrate that as well as web-based social networking information will enhance activity stream determinant exhibitions. Slant examination has adult quickly and been usually connected to an assortment of utilizations extending from promoting to consumer profit with the unfold of web-based social networking. Activity assessment examination is presently drawing an ever increasing range of issues of specialists and town managers. Zeng et al. investigated issues shoppers provided for various themes regarding Golden Week in China with purpose bunching methods .Cao et al. planned an electronic activity supposition investigation framework and that they used the framework to look at 2 cases in China, i.e., the traffic signal lead and also the fuel value in China Sewall et al. engineered up some machine learning techniques for occasion location, notion investigation and proposal characterization utilizing web-based social networking info aboard outside sources like climate and news info .

V. CONCLUSION



The capability of on-line networking has been more and more recognized by transportation analysts. This paper surveys late advances during this field, within which we have a tendency to break down specialist, organization, and nation level coordinated effort systems, and analysis subjects. We have a tendency to found that the systems area unit usually inadequate that suggests the longer term impressive improvement. USA and China have commanded this field. Creators from the USA and China distributed an outsized portion of the papers during this field and have the foremost grounded joint author ship. The flow explore subjects in lightweight of on-line networking focus on activity information extraction and perception, movement occasion discovery, movement information expectation, and activity estimation investigation.

Notwithstanding web-based social networking, completely different wellsprings of on-line sites have made activity connected information, for instance, official sites of movement administration and operations, electronic guide specialist organizations (like Bing guide, Google guide, and Baidu delineate), estimating sites, and close occasions (wear amusements, music shows, and so on.) communicate sites . Later on, we expect there'll be a pattern consolidating all of those on-line open sources to spot, foresee and reason activity styles. on-line open data sources and web-based social networking based mostly transportation analysis is an knowledge base field, that is strictly toward the drawing board and ending up plainly additional tempting. There's an excellent deal of house to boost execution in numerous ways that like enhancing occasion extraction truth and forecast preciseness. however and to what degree the result of on-line networking information on movement administration is an exceptionally intriguing purpose that we have a tendency to trust that it'll be hot sooner instead of later and have unbelievable potential on overseeing town activity. Also, on-line networking is content made in slant and feelings on activity and transportation. To boot check up on concentrate would be placed on finding individuals' feelings, advices, examinations on transportation composing, administration, and operations to bolster basic leadership of activity managers.

REFERENCES:

- [1] N. Zhang, F.-Y. Wang, F. H. Zhu, D. B. Zhao, and S. M. Tang, "Dynacas: computational experiments and decision support for its," IEEE Intel. Syst., vol. 23, no. 6, pp. 19;23, Nov.–Dec. 2008.
- [2] G. Xiong, F. H. Zhu, X. S. Dong, H. S. Fan, B. Hu, Q. J. Kong, W. Kang, and T. Teng, "A kind of novel it's based on space-air-ground big-data," IEEE Intel. Transport. Syst. Mag., vol. 8, no. 1, pp. 10;22, Jan. 2016.
- [3] A. Kurkcu, E. F. Morgul, and K. Ozbay, "Extended implementation method for virtual sensors: Web-based real-time transportation data collection and analysis for incident management," in Transportation Research Board 94th Annual Meeting, Washington DC, USA, 2015, pp. 27;37.
- [4] S. Zhang, J. J. Tang, H. Wang, and Y. H. Wang, "Enhancing traffic incident detection by using spatial point pattern analysis on social media," Transport. Res. Record: J. Transport. Res. Board, no. 2528, pp. 69;77, 2015.
- [5] Q. P. Zhang, Z. Feng, X. Li, X. L. Zheng, and L. Zhang, "25 years of collaborations in IEEE intelligent systems," IEEE Intel. Syst., vol. 25, no. 6, pp. 67;75, Dec. 2010.
- [6] L. J. Li, X. Li, C. J. Cheng, C. Chen, G. Y. Ke, D. D. Zeng, and W. Scherer, "Research collaboration and its topic evolution: 10 years at T-ITS," IEEE Trans. Intel. Transport. Syst., vol. 11, no. 3, pp. 517;523, Aug. 2010.
- [7] T. Wang, X. Wang, S. Tang, Y. Lin, W. Liu, Z. Liu, B. Xiu, D. Shen, Zhao, and Y. Gao, "Collaborations patterns and productivity analysis for IEEE T-ITS between 2010 and 2013," IEEE Trans. Intel. Transport. Syst., vol. 15, no. 6, pp. 2360;2367, Dec. 2014.
- [8] X. Wang, X. H. Zheng, Q. P. Zhang, T. Wang, and D. Y. Shen, "Crowdsourcing in ITS: the state of the work and the networking," IEEE Trans. Intel. Transport. Syst., vol. 17, no. 6, pp. 1596;1605, Jun. 2016
- [9] S. Zhang, "Using twitter to enhance traffic incident awareness," in Proc. 2015 IEEE 18th Int. Conf. Intelligent Transportation Systems (ITSC), Las Palmas, 2015, pp. 2941;2946.
- [10] K. Q. Fu, C.-T. Lu, R. Nune, and J. X. Tao, "Steds: Social media based transportation event detection with text summarization," in Proc. 2015 IEEE 18th Int. Conf. Intelligent Transportation Systems (ITSC), Las Palmas, 2015, pp. 1952;1957.
- [11] E. Chaniotakis and C. Antoniou, "Use of geotagged social media in urban settings: Empirical evidence on its potential from twitter," in Proc. 2015 IEEE 18th Int. Conf. Intelligent Transportation Systems (ITSC), Las Palmas, 2015, pp. 214;219.
- [12] G. Bajaj, G. Bouloukakis, A. Pathak, P. Singh, N. Georgantas, and Issarny, "Toward enabling convenient urban transit through mobile crowdsensing," in Proc. 2015 IEEE 18th Int. Conf. Intelligent Trans-otation Systems (ITSC), LasPalmas, 2015, pp.290;295.

ABOUT THE AUTHOR

	<p>Mr V. Chandraprakash, is a Research Scholar in Osmania University, did his B.Tech in CSE from JNT University, Hyderabad. Completed M.Tech in CSE from JNT University, Hyderabad. Presently he is working in CSE dept at Sri indu College of Engineering& Technology as Asst Prof.</p>
	<p>Dr.P.V.Kumar, Professor of CSE inOsmania University Hyderabad,Completed M.Tech (CSE) and PhD (CSE) degree from Osmania University, Hyderabad. He has 30 years of Teaching & R&D experience. Many students are working under him for PhD .He has to his credits around 56 papers in various fields of Engineering, which includes Indian,International journals, National and International conferences, He worked as Chairman BOS in OUCE and conducted various staff development programs and workshops. He is Life Member of ISTE, and CSI societies.</p>
	<p>Mrs A Swapna, is a Assistent Professor in Osmania University, did his B.Tech in CSE from JNT University, Hyderabad. Completed M.Tech in CSE from JNT University, Hyderabad. Presently he is working in CSE dept at Sri indu College of Engineering& Technology as Asst Prof.</p>